

Camera Feeds Guide

Cobalt Cube®



Contents

1	Introduction	2
2	Additional hardware requirements	2
3	Connectivity instructions	2
4	Using the Camera Feeds app	2
5	Compatibility	4

1 Introduction

The instructions in this document will allow you to set up and evaluate the Camera Feeds app on the Cobalt Cube®. The Camera Feeds application is designed to view a live camera feed from a USB-to-HDMI converter.

2 Additional hardware requirements

Camera Feeds requires a USB-to-HDMI converter to be connected to the Cobalt Cube. The converter should be connected to a video source from an HDMI cable.

3 Connectivity instructions

The USB-to-HDMI converter should be connected to the Cobalt Cube via the “HOST” port.

4 Using the Camera Feeds app

The Camera Feeds app can be launched by tapping the “Camera Feeds” icon on the Cobalt Cube home screen which will be shown on the vehicle touchscreen.

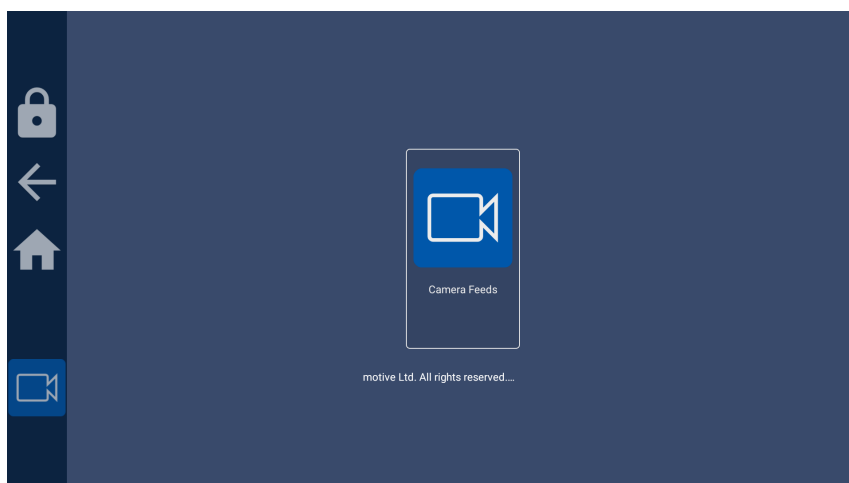


Figure 1: Camera Feeds launcher

If a camera is connected, the app will open it and display the live feed:




Figure 2: Live camera feed

If no cameras are detected, the error dialog in [Figure 3](#) will be shown:

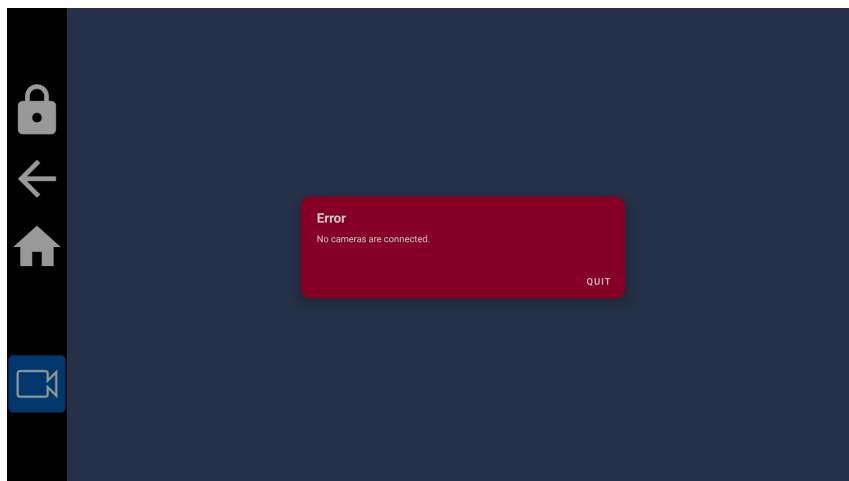


Figure 3: No cameras error

If a camera disconnects unexpectedly, the error dialog in [Figure 4](#) will be shown:

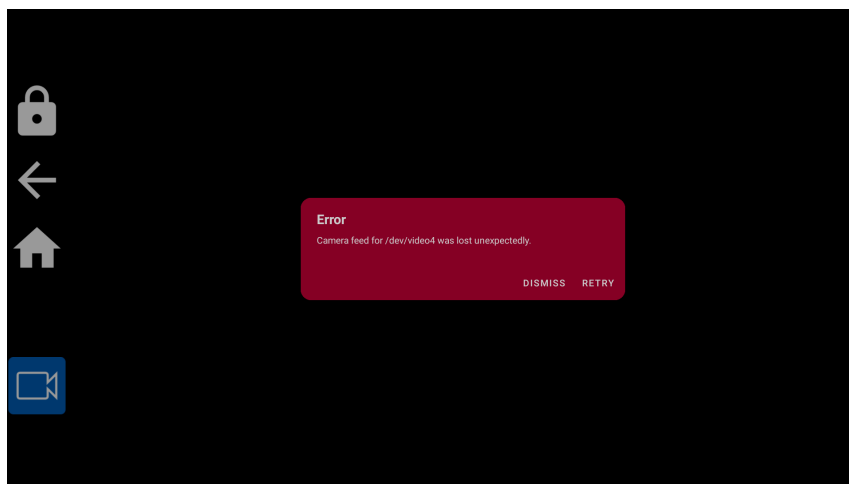


Figure 4: Disconnected error

If a camera fails to connect, the error dialog in [Figure 5](#) is shown:

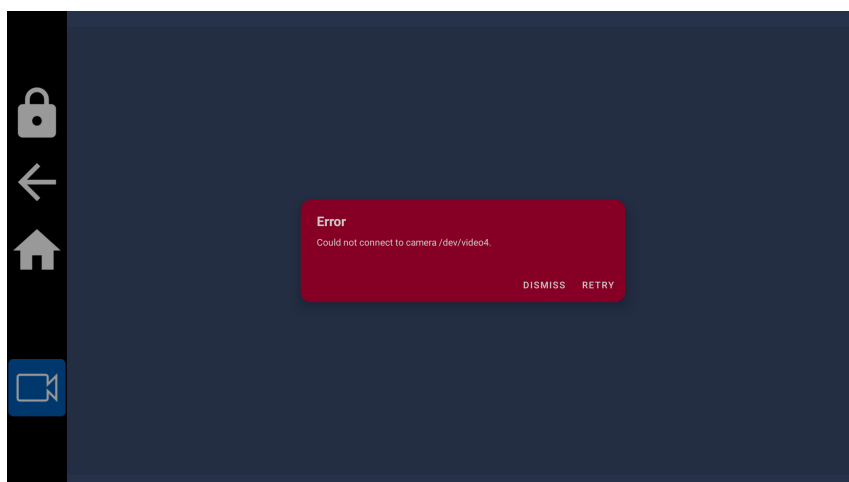


Figure 5: Failed to connect error

5 Compatibility

Camera Feeds has been tested with the following USB-to-HDMI converters:

Product name	Input modes	Output modes	Connector type
Ugreen	Up to 2160P@30Hz	Up to 1080P@30Hz	USB-A, USB-C
Balabaxer	Up to 2160P@30Hz	Up to 1080P@60Hz	USB-A, USB-C
CXAPRDSH	Up to 2160P@30Hz	Up to 1080P@60Hz	USB-A

Other compatible converters are available.

Let's discuss your project

As industry pioneers, we will help you cut through the complexity and deliver ingenious connectivity technology for the vehicles of tomorrow.

Get in contact via:

www.vncautomotive.com

technicalsupport@vncautomotive.com

No part of this documentation may be reproduced in any form or by any means or be used to make any derivative work (including translation, transformation or adaptation) without explicit written consent of VNC Automotive.

All information contained in this document is provided in commercial confidence for the sole purpose of use by an authorized user in conjunction with VNC Automotive products. The pages of this document shall not be copied, published, or disclosed wholly or in part to any party without VNC Automotive prior permission in writing, and shall be held in safe custody. These obligations shall not apply to information which is published or becomes known legitimately from some source other than VNC Automotive.

